



THE **SUSSEX**
RANGE

RRP'S 2015



JIS
Europe Ltd


100% Stainless Steel
Heated Towel Rails





Image courtesy of van Ellen + Sheryn

“As a company I would definitely put you as number one regarding promised deliveries, returning phone calls, correct invoicing and a friendly voice at the end of the phone who will always help me out when required”

Brian Hutton, UK

Our Service Promise

We are positive our proven levels of customer service within the industry are what makes us the UK's leading supplier of 100% Stainless Steel towel rails. Our guarantee includes a no-quibble returns policy.

We are so confident in our product that we offer a 25 year guarantee on our entire range of towel rails.

We enjoy speaking to our customers! That's why we don't operate a call-waiting system.

Our friendly staff are available 9-5 Mon-Fri and will always deal with your query promptly and efficiently.

Please call us on 01444 831 200 for all queries and additional information on any of our products or an existing order.

We are constantly trying to improve our customers' experience, please send your feedback on any aspect of our service to info@jiseurope.co.uk

Ashdown



Alfriston






Ashdown



Hickstead



Ouse

At JIS we are proud of our company. We are the original stainless steel towel rail company. We decided to produce our rails from stainless steel because it was the environmental and durable choice. This was 15 years ago, long before they were the bywords and marketing spin of the day. We source our rails ethically, always have and always will. Our customers and staff are the most important factor in our business, we endeavour to always offer the best customer service, be it on the phone, our 25 year guarantee or the variety and practicability of our rails. We are known throughout the industry for these standards. We only ever strive to be better and better at our job. As I said, we are proud of our company, we believe you will be proud of our product.


Enjoy the collection,

Richard Thelwell

Managing Director

Contents

Towel Rails	5-28
Brackets	29
Valves	30-32
Dual Fuel	33
Electric Only	34
Dual Fuel Kits	35
Accessories	36
Technical	38



100% Stainless steel towel rails

Available in
Central Heating,
Electric & Dual Fuel.



JIS
Europe Ltd

The Sussex Range

The original 100% stainless steel heated towel rail company. For over 10 years JIS have been manufacturing beautiful polished towel rails to exacting standards. We are so confident in our product that we offer a 25 year guarantee on our towel rails.

*Brackets available
(see page 29 for further details)*

Standard: 85mm

Short: 60mm

Adjustable: 60mm-85mm

(please note adjustable brackets are £29.95 extra when purchased with rail.

£79.90 when purchased separately).


Please see page 38 for overall projections.

Please state when ordering.


Ouse




300mm



400mm



520mm



620mm

Model	Height x Width	BTU	Watts	RRP ex VAT	Model	Height x Width	BTU	Watts	RRP ex VAT	Model	Height x Width	BTU	Watts	RRP ex VAT	Model	Height x Width	BTU	Watts	RRP ex VAT
Ouse 300	700 x 300mm	1068	313	£189.95	Ouse 400	700 x 400mm	1380	404	£198.95	Ouse 520	700 x 520mm	1500	440	£205.95	Ouse 620	700 x 620mm	1648	483	£239.95

Prices

The above prices are based on Central Heating format.

Formats

Available for central heating, electric & dual fuel formats (see page 33 - 35 for full details).

Pipe Centres

For pipe centres subtract 30mm from width.

Satin Finish

Satin finish is available, please call to check availability, please add 30% to the price shown.



Ouse

Additional Shelf Hanger Accessory available.
Please see page 36 for further details

100% Stainless steel towel rails

Available in
Central Heating,
Electric & Dual Fuel.



Electric Option

The Sussex Range of towel rails are also available in electric only format. The unique JIS element (as above) is constructed from stainless steel and designed to be minimal in appearance. This element also has a built in thermostat which prevents the rail from becoming too hot and saves on running costs. Electric formats start from an additional £79.95 with adjustable electric options also available. Please see page 34 for more details.

*Brackets available
(see page 29 for further details)*

Standard: 85mm

Short: 60mm

Adjustable: 60mm-85mm

(please note adjustable brackets are £29.95 extra when purchased with rail.

£79.90 when

purchased separately).

Please see page 38 for

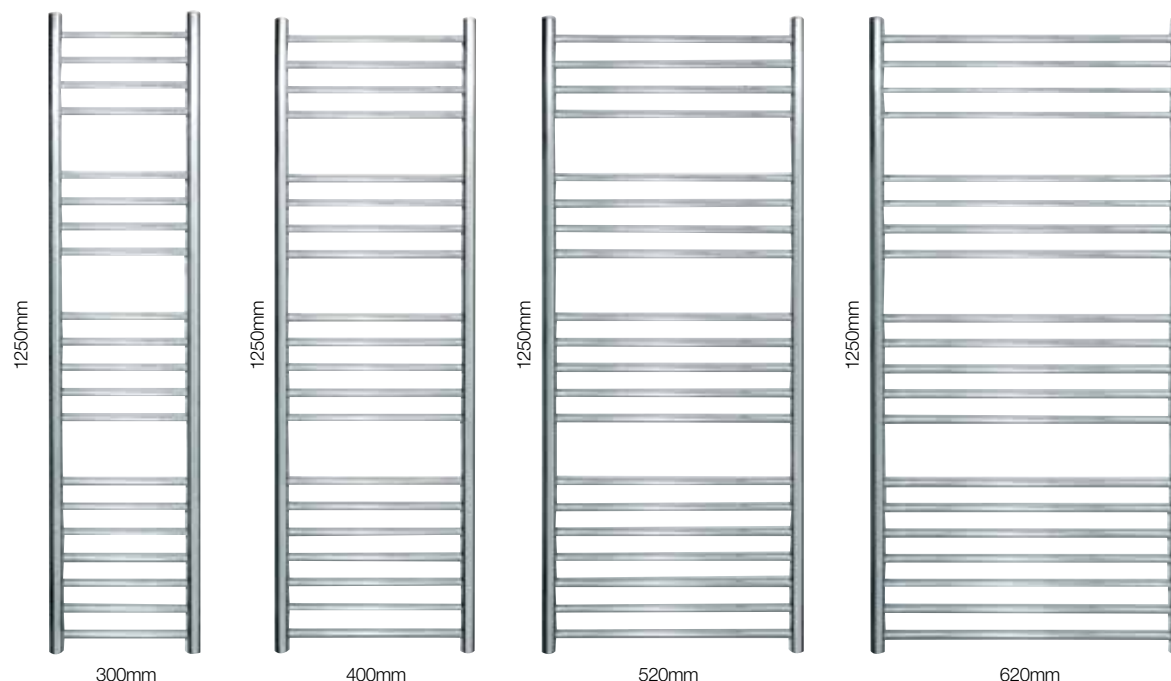
overall projections.

Please state when ordering.

Ashdown

Additional Shelf Hanger Accessory available.

Please see page 36 for further details



Model	Height x Width	BTU	Watts	RRP ex VAT	Model	Height x Width	BTU	Watts	RRP ex VAT
Ashdown 300	1250 x 300mm	2106	617	£269.95	Ashdown 520	1250 x 520mm	2500	733	£299.98
Ashdown 400	1250 x 400mm	2368	694	£279.95	Ashdown 620	1250 x 620mm	2726	799	£349.95

Prices

The above prices are based on Central Heating format.

Formats

Available for central heating, electric & dual fuel formats (see page 33 - 35 for full details).

Pipe Centres

For pipe centres subtract 30mm from width.

Satin Finish

Satin finish is available, please call to check availability, please add 30% to the price shown.



100% Stainless steel towel rails

Available in
Central Heating,
Electric & Dual Fuel.



The Sussex Range

The original 100% stainless steel heated towel rail company. For over 10 years JIS have been manufacturing beautiful polished towel rails to exacting standards. We are so confident in our product that we offer a 25 year guarantee on our towel rails.

*Brackets available
(see page 29 for further details)*

Standard: 85mm

Short: 60mm


Adjustable: 60mm-85mm
(please note adjustable brackets are £29.95 extra when purchased with rail. £79.90 when purchased separately).

Please see page 38 for overall projections. Please state when ordering.


Camber - Curved Front



400mm



520mm



620mm

Model	Height x Width	BTU	Watts	RRP ex VAT	Model	Height x Width	BTU	Watts	RRP ex VAT	Model	Height x Width	BTU	Watts	RRP ex VAT
Camber 400	700 x 400mm	1449	425	£222.26	Camber 520	700 x 520mm	1572	460	£239.98	Camber 620	700 x 620mm	1763	517	£261.48

Prices

The above prices are based on Central Heating format.

Formats

Available for central heating, electric & dual fuel formats (see page 33 - 35 for full details).

Pipe Centres

For pipe centres subtract 30mm from width.

Satin Finish

Satin finish is available, please call to check availability, please add 30% to the price shown.



Camber with Streamline TRVs

modern classic

available from stock

25 year guarantee

100% Stainless steel towel rails

Available in
Central Heating,
Electric & Dual Fuel.




Electric Option

The Sussex Range of towel rails are also available in electric only format. The unique JIS element (as above) is constructed from stainless steel and designed to be minimal in appearance. This element also has a built in thermostat which prevents the rail from becoming too hot and saves on running costs. Electric formats start from an additional £79.95 with adjustable electric options also available. Please see page 34 for more details.

*Brackets available
(see page 29 for further details)*
Standard: 85mm
Short: 60mm
Adjustable: 60mm-85mm
(please note adjustable
brackets are £29.95 extra when
purchased with rail. £79.90
when purchased separately).
Please see page 38 for
overall projections.
Please state when ordering.

Ansty

HIGH OUTPUT RAIL




Coombe

HIGH OUTPUT RAIL



Buxted

ADDITIONAL SHELF HANGER ACCESSORY AVAILABLE. PLEASE SEE PAGE 36



Available on



Easy Quote and Virtual World

Model	Height x Width	BTU	Watts	RRP _{ex VAT}
Ansty	1191 x 600mm	2859	838	£579.98
Coombe	780 x 500mm	1998	585	£369.98
Buxted	370 x 520mm	840	246	£169.95

Prices

The above prices are based on Central Heating format.

Formats

Available for central heating, electric & dual fuel formats (see page 33 - 35 for full details).

Pipe Centres

For pipe centres subtract 30mm from width.

Satin Finish

Satin finish is available, please call to check availability, please add 30% to the price shown.



100% Stainless steel towel rails

Available in
Central Heating,
Electric & Dual Fuel.



The Sussex Range

The original 100% stainless steel heated towel rail company. For over 10 years JIS have been manufacturing beautiful polished towel rails to exacting standards. We are so confident in our product that we offer a 25 year guarantee on our towel rails.

*Brackets available
(see page 29 for further details)*

Standard: 85mm

Short: 60mm

Adjustable: 60mm-85mm


(please note adjustable brackets are £29.95 extra when purchased with rail. £79.90 when purchased separately).

Please see page 38 for overall projections.
Please state when ordering.


SteYning




300mm



400mm



520mm



620mm

Additional Shelf Hanger Accessory available.
Please see page 36 for further details

Model	Height x Width	BTU	Watts	RRP ex VAT	Model	Height x Width	BTU	Watts	RRP ex VAT
SteYning 300	1000 x 300mm	1517	445	£229.95	SteYning 520	1000 x 520mm	1968	576	£249.95
SteYning 400	1000 x 400mm	1806	529	£239.45	SteYning 620	1000 x 620mm	2108	618	£294.95

Prices

The above prices are based on Central Heating format.

Formats

Available for central heating, electric & dual fuel formats (see page 33 - 35 for full details).

Pipe Centres

For pipe centres subtract 30mm from width.

Satin Finish

Satin finish is available, please call to check availability, please add 30% to the price shown.



SteYning with Streamline TRVs

100% Stainless steel towel rails

Available in
Central Heating,
Electric & Dual Fuel.



Electric Option


The Sussex Range of towel rails are also available in electric only format. The unique JIS element (as above) is constructed from stainless steel and designed to be minimal in appearance. This element also has a built in thermostat which prevents the rail from becoming too hot and saves on running costs. Electric formats start from an additional £79.95 with adjustable electric options also available. Please see page 34 for more details.

*Brackets available
(see page 29 for further details)*
Standard: 85mm
Short: 60mm
Adjustable: 60mm-85mm
(please note adjustable brackets are £29.95 extra when purchased with rail. £79.90 when purchased separately).
Please see page 38 for overall projections.
Please state when ordering.

Cinder



Rusper



Pevensey



Model	Height x Width	BTU	Watts	RRP ex VAT	Model	Height x Width	BTU	Watts	RRP ex VAT	Model	Height x Width	BTU	Watts	RRP ex VAT
Cinder	370 x 520mm	410	120	£145.95	Rusper	700 x 520mm	740	217	£179.95	Pevensey	975 x 520mm	1381	405	£248.00

Prices

The above prices are based on Central Heating format.

Formats

Available for central heating, electric & dual fuel formats (see page 33 - 35 for full details).

Pipe Centres

For pipe centres subtract 30mm from width.

Satin Finish

Satin finish is available, please call to check availability, please add 30% to the price shown.



Cinder with Streamline TRVs

100% Stainless steel towel rails

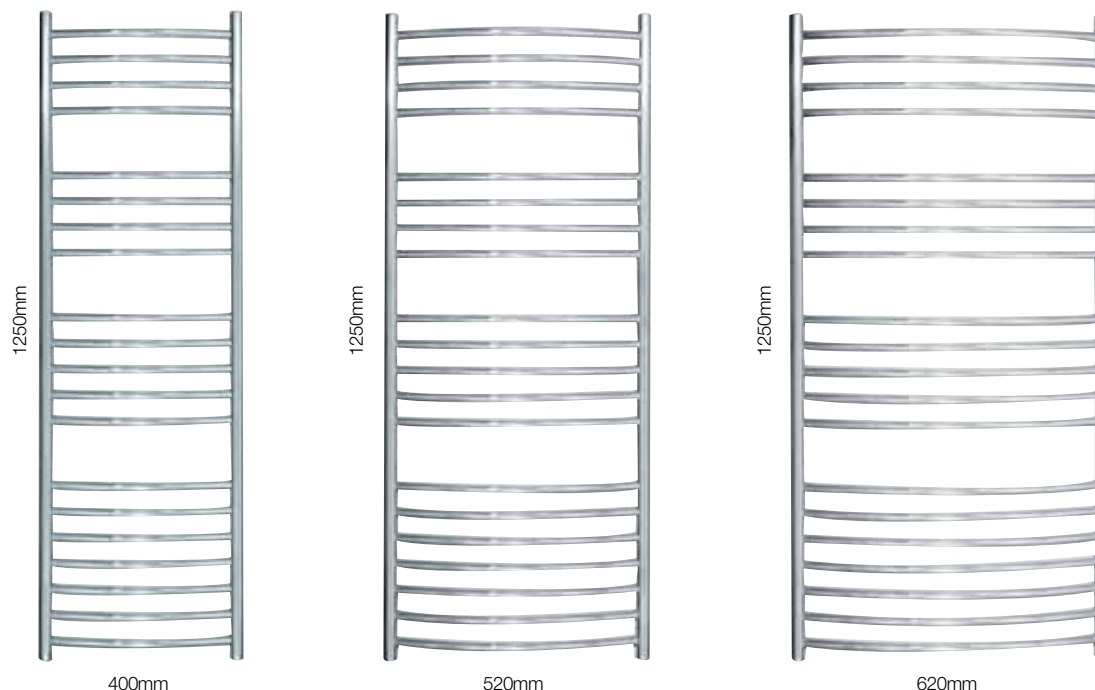
Available in
Central Heating,
Electric & Dual Fuel.



The Sussex Range

The original 100% stainless steel heated towel rail company. For over 10 years JIS have been manufacturing beautiful polished towel rails to exacting standards. We are so confident in our product that we offer a 25 year guarantee on our towel rails.

Adur - Curved Front



Interior Design by StageHouse Ltd

Model	Height x Width	BTU	Watts	RRP ex VAT	Model	Height x Width	BTU	Watts	RRP ex VAT	Model	Height x Width	BTU	Watts	RRP ex VAT
Adur 400	1250 x 400mm	2486	728	£320.38	Adur 520	1250 x 520mm	2597	761	£355.98	Adur 620	1250 x 620mm	2841	832	£391.58

Prices

The above prices are based on Central Heating format.

Formats

Available for central heating, electric & dual fuel formats (see page 33 - 35 for full details).

Pipe Centres

For pipe centres subtract 30mm from width.

Satin Finish

Satin finish is available, please call to check availability, please add 30% to the price shown.



Brackets available
(see page 29 for further details)
Standard: 85mm
Short: 60mm
Adjustable: 60mm-85mm
(please note adjustable
brackets are £29.95 extra when
purchased with rail. £79.90
when purchased separately).
Please see page 38 for
overall projections.
Please state when ordering.

100% Stainless steel towel rails

Available in
Central Heating,
Electric & Dual Fuel.



Electric Option

The Sussex Range of towel rails are also available in electric only format. The unique JIS element (as above) is constructed from stainless steel and designed to be minimal in appearance. This element also has a built in thermostat which prevents the rail from becoming too hot and saves on running costs. Electric formats start from an additional £79.95 with adjustable electric options also available. Please see page 34 for more details.

*Brackets available
(see page 29 for further details)*

Standard: 85mm

Short: 60mm

Adjustable: 60mm-85mm
(please note adjustable
brackets are £29.95 extra when
purchased with rail. £79.90
when purchased separately).

Please see page 38 for
overall projections.
Please state when ordering.

Beacon

Additional Shelf Hanger
Accessory available.
Please see page 36.



Model	Height x Width	BTU	Watts	RRP ex VAT
Beacon 400	1650 x 400mm	2709	794	£489.95
Beacon 520	1650 x 520mm	2932	859	£539.95
Beacon 620	1650 x 620mm	3129	917	£589.95

Prices

The above prices are based on Central Heating format.

Formats

Available for central heating, electric & dual fuel formats
(see page 33 - 35 for full details).

Pipe Centres

For pipe centres subtract 30mm from width.

Satin Finish

Satin finish is available, please call to check availability,
please add 30% to the price shown.



Beacon

100% Stainless steel towel rails

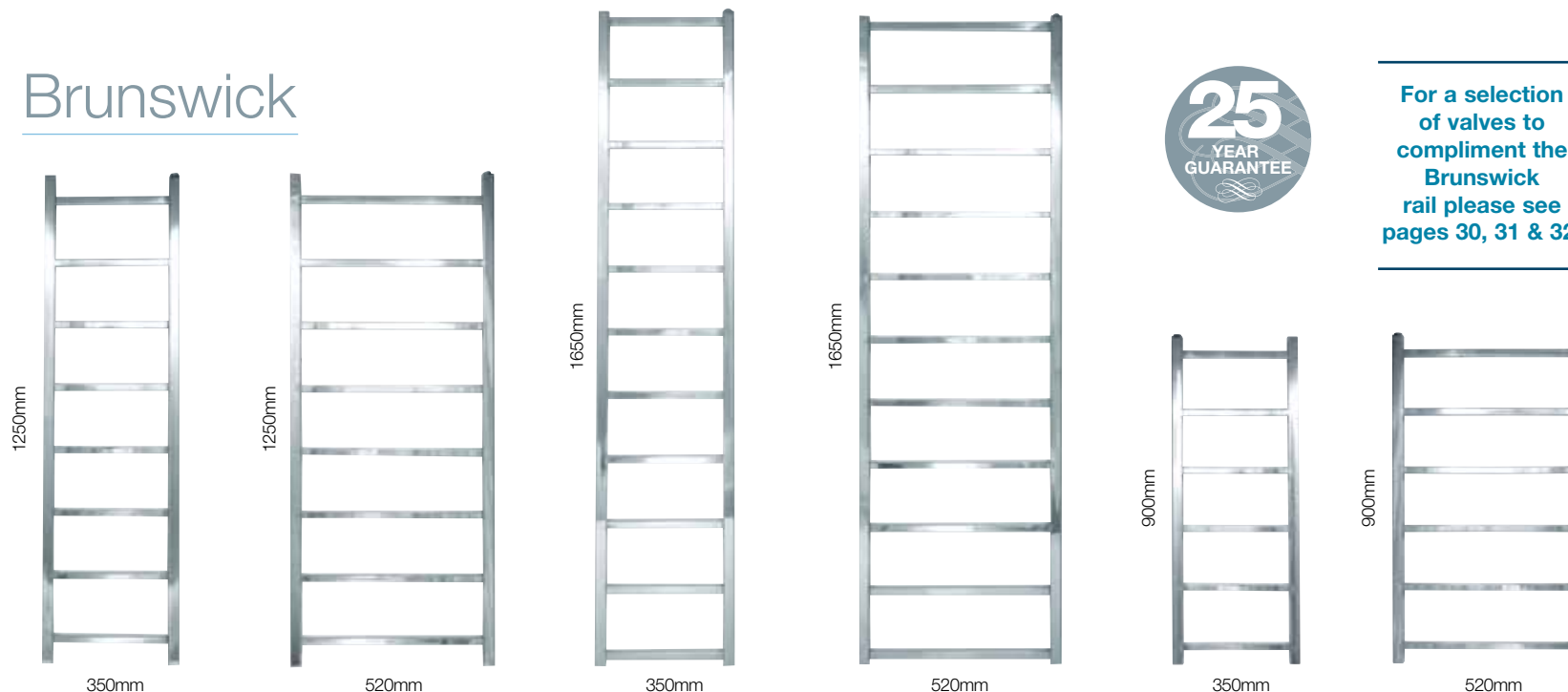
Available in
Central Heating,
Electric & Dual Fuel.



Brunswick



For a selection
of valves to
compliment the
Brunswick
rail please see
pages 30, 31 & 32.



Electric Option

The Sussex Range of towel rails are also available in electric only format. The unique JIS element (as above) is constructed from stainless steel and designed to be minimal in appearance. This element also has a built in thermostat which prevents the rail from becoming too hot and saves on running costs. Electric formats start from an additional £79.95 with adjustable electric options also available. Please see page 34 for more details.

Brunswick rails are supplied with adjustable brackets, overall projection from 70mm - 95mm.

Model	Height x Width	BTU	Watts	RRP ex VAT
Brunswick 1250/350	1250 x 350mm	1398	410	£459.00
Brunswick 1250/520	1250 x 520mm	1638	480	£499.95
Brunswick 1650/350	1650 x 350mm	1838	539	£579.00
Brunswick 1650/520	1650 x 520mm	2162	633	£599.95
Brunswick 900/350	900 x 350mm	1111	326	£349.00
Brunswick 900/520	900 x 520mm	1290	379	£359.95

Prices

The above prices are based on Central Heating format.

Formats

Available for central heating, electric & dual fuel formats (see page 33 - 35 for full details).

Pipe Centres

For pipe centres subtract 30mm from width.

Satin Finish

Satin finish is available, please call to check availability (same price as polished).



Brunswick

Image Courtesy of Yorkshire Design Associates



Brunswick

100% Stainless steel towel rails

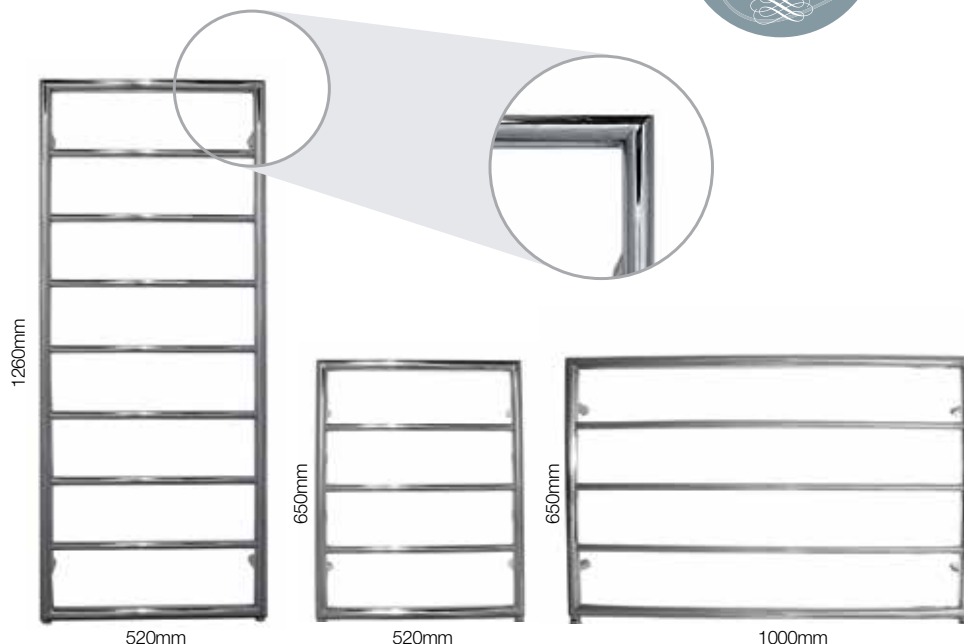
Available in
Central Heating,
Electric & Dual Fuel.



The Sussex Range

The original 100% stainless steel heated towel rail company. For over 10 years JIS have been manufacturing beautiful polished towel rails to exacting standards. We are so confident in our product that we offer a 25 year guarantee on our towel rails.

Alfriston



Model	Height x Width	BTU	Watts	RRP ex VAT
Alfriston 1260	1260 x 520mm	2051	601	£495.95
Alfriston 650	650 x 520mm	1060	311	£349.00
Alfriston 1000	650 x 1000mm	1389	407	£449.00

Prices

The above prices are based on Central Heating format.

Formats

Available for central heating, electric & dual fuel formats (see page 33 - 35 for full details).

Pipe Centres

For pipe centres subtract 30mm from width.

Satin Finish

Satin finish is available, please call to check availability, please add 30% to the price shown.



Alfriston with Profile Valves

Brackets available
(see page 29 for further details)

Standard: 85mm

Short: 60mm

Adjustable: 60mm-85mm

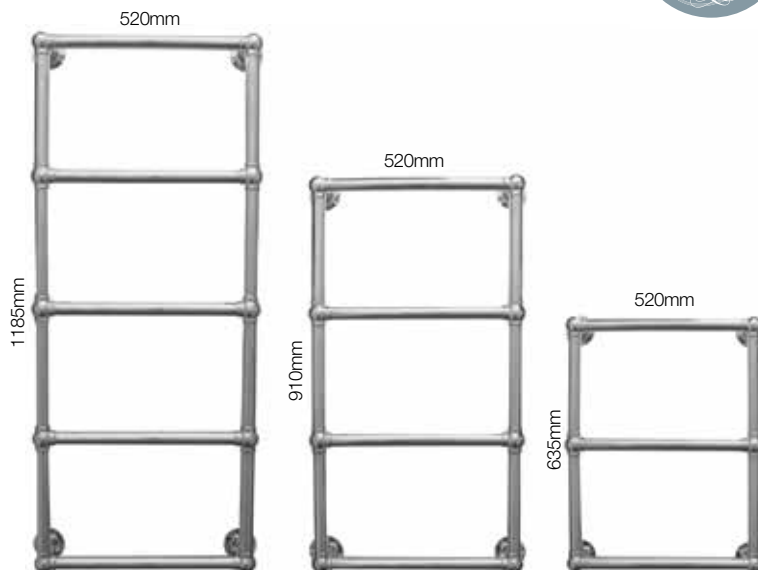
(please note adjustable brackets are £29.95 extra when purchased with rail. £79.90 when purchased separately).

Please see page 38 for overall projections. Please state when ordering.

100% Stainless steel towel rails

Available in
Central Heating,
Electric & Dual Fuel.

Fletching



Model	Height x Width	BTU	Watts	RRP ex VAT
Fletching 1185	1185 x 520mm	1963	576	£599.95
Fletching 910	910 x 520mm	1431	420	£499.95
Fletching 635	635 x 520mm	1020	299	£449.95

Prices

The above prices are based on Central Heating format

Formats

Available for central heating, electric* & dual fuel formats*
(see page 33 - 35 for full details).

For the Fletching model there is a separate element inlet connection on the bottom right hand side. Please note - electric can be right hand only.

Pipe Centres

This model has side tappings so the pipe centres will be dependent on the type of valves (when using Solar Angled Valves the pipe centres are 315mm).

Finish

Satin finish is available, please call to check availability, please add 30% to the price shown



Electric Option

The Sussex Range of towel rails are also available in electric only format. The unique JIS element (as above) is constructed from stainless steel and designed to be minimal in appearance. This element also has a built in thermostat which prevents the rail from becoming too hot and saves on running costs.

Electric formats start from an additional £79.95 with adjustable electric options also available.

Please see page 34 for more details.



Side Tappings

Fletching



100% Stainless steel towel rails

Available in
Central Heating,
Electric & Dual Fuel.



The Sussex Range

The original 100% stainless steel heated towel rail company. For over 10 years JIS have been manufacturing beautiful polished towel rails to exacting standards. We are so confident in our product that we offer a 25 year guarantee on our towel rails.

Lewes

Additional Shelf Hanger
Accessory available.
Please see page 36 for further details.



Model	Height x Width	BTU	Watts	RRP ex VAT
Lewes 1400	1400 x 520mm	2109	618	£359.00
Lewes 980	980 x 520mm	1533	449	£279.00
Lewes 560	560 x 520mm	938	275	£198.00

Prices

The above prices are based on Central Heating format.

Formats

Available for central heating, electric & dual fuel formats (see page 33 - 35 for full details).

Pipe Centres

For pipe centres subtract 30mm from width.

Satin Finish

Satin finish is available, please call to check availability, please add 30% to the price shown.

modern classic

available from stock

25 year guarantee



Lewes with Streamline TRV

Brackets available
(see page 29 for further details)

Standard: 85mm

Short: 60mm

Adjustable: 60mm-85mm

(please note adjustable brackets are £29.95 extra when purchased with rail. £79.90 when purchased separately).

Please see page 38 for overall projections.

Please state when ordering.

100% Stainless steel towel rails

Available in
Central Heating,
Electric & Dual Fuel.

Newhaven



Model	Height x Width	BTU	Watts	RRP ex VAT
Newhaven	480 x 520mm	1498	439	£289.95

Prices

The above prices are based on Central Heating format.

Formats

Available for central heating, electric & dual fuel formats
(see page 33 - 35 for full details).

Pipe Centres

For pipe centres subtract 30mm from width.

Satin Finish

Satin finish is available, please call to check availability,
please add 30% to the price shown.

+44 (0) 1444 831200

info@jiseurope.co.uk

www.sussexrange.co.uk



Electric Option

The Sussex Range of towel rails are also available in electric only format. The unique JIS element (as above) is constructed from stainless steel and designed to be minimal in appearance. This element also has a built in thermostat which prevents the rail from becoming too hot and saves on running costs. Electric formats start from an additional £79.95 with adjustable electric options also available. Please see page 34 for more details.

*Brackets available
(see page 29 for further details)*


Standard: 85mm

Short: 60mm

Adjustable: 60mm-85mm

(please note adjustable brackets are £29.95 extra when purchased with rail. £79.90 when purchased separately).

Please see page 38 for overall projections.
Please state when ordering.



Newhaven with Dual Fuel Valves

100% Stainless steel towel rails

Available in
Central Heating,
Electric & Dual Fuel.



Electric Option

The Sussex Range of towel rails are also available in electric only format. The unique JIS element (as above) is constructed from stainless steel and designed to be minimal in appearance. This element also has a built in thermostat which prevents the rail from becoming too hot and saves on running costs. Electric formats start from an additional £79.95 with adjustable electric options also available. Please see page 34 for more details.

*Brackets available
(see page 29 for further details)*

Standard: 85mm

Short: 60mm

Adjustable: 60mm-85mm
(please note adjustable
brackets are £29.95 extra
when purchased with rail.


£79.90 when

purchased separately).


Please see page 38 for
overall projections.

Please state when ordering.

Newick



750mm



1000mm



1200mm

Model	Height x Width	BTU	Watts	RRP ex VAT
Newick 750	600 x 750mm	1676	491	£246.98
Newick 1000	600 x 1000mm	1885	552	£278.25
Newick 1200	600 x 1200mm	2079	609	£324.00

Prices

The above prices are based on Central Heating format.

Formats

Available for central heating, electric & dual fuel formats (see page 33 - 35 for full details).

Pipe Centres

For pipe centres subtract 30mm from width.

Satin Finish

Satin finish is available, please call to check availability, please add 30% to the price shown.

Available on



Easy Quote and Virtual World

modern classic

available from stock

25 year guarantee

Image Courtesy of Cato Creative



Newick

100% Stainless steel towel rails

Available in
Central Heating,
Electric & Dual Fuel.



The Sussex Range

The original 100% stainless steel heated towel rail company. For over 10 years JIS have been manufacturing beautiful polished towel rails to exacting standards. We are so confident in our product that we offer a 25 year guarantee on our towel rails.

Goodwood



Oval Profile



Model	Height x Width	BTU	Watts	RRP ex VAT
Goodwood	1010 x 500mm	1489	436	£498.00

Prices

The above prices are based on Central Heating format.

Formats

Available for central heating, electric & dual fuel formats (see page 33 - 35 for full details).

Pipe Centres

The pipe centres are 52mm.

Finish

Satin finish is available, please call to check availability, please add 30% to the price shown.



Goodwood

We have designed our open sided rails so that they can be installed either right armed or left armed. They are pictured above as right armed.

Please note that when ordering electric only options, that they will be supplied right armed as standard, should you require left armed please specify when ordering.

Our Goodwood rails are supplied with adjustable brackets, overall projection from 70mm - 95mm.

100% Stainless steel towel rails

Available in
Central Heating,
Electric & Dual Fuel.

Hickstead



Square Profile



Model	Height x Width	BTU	Watts	RRP ex VAT
Hickstead	1010 x 500mm	1291	378	£485.00

Prices

The above prices are based on Central Heating format.

Formats

Available for central heating, electric & dual fuel formats
(see page 33 - 35 for full details).

Pipe Centres

The pipe centres are 52mm.

Satin Finish

Satin finish is available; please call to check availability (same price as polished).

Electric Option

The Sussex Range of towel rails are also available in electric only format. The unique JIS element (as above) is constructed from stainless steel and designed to be minimal in appearance. This element also has a built in thermostat which prevents the rail from becoming too hot and saves on running costs. Electric formats start from an additional £79.95 with adjustable electric options also available. Please see page 34 for more details.

Our Hickstead rails are supplied with adjustable brackets, overall projection from 70mm - 95mm.



Hickstead

We have designed our open sided rails so that they can be installed either right armed or left armed. They are pictured above as right armed.

Please note that when ordering electric only options, that they will be supplied right armed as standard, should you require left armed please specify when ordering.

100% Stainless steel towel rails

Available in
Central Heating,
Electric & Dual Fuel.



Electric Option

The Mayfield model is also available as an adjustable electric only model.

Due to sizing restrictions, the Mayfield can only be fitted with our basic adjustable element.

Adjustable between 30% and full power in 5 settings.

Available in polished and satin.


Please add **£115.00** to price shown.



Mayfield with Streamline TRVs

Mayfield

Polished and satin finishes available



Model	Height x Width	BTU	Watts	RRP ex VAT
Mayfield 320	1010 x 320mm	2689	788	£449.00
Mayfield 470	1010 x 470mm	3760	1102	£599.00

Mayfield mounted horizontally



Prices

The above prices are based on Central Heating format.

Formats

Available for central heating, electric & dual fuel formats (see page 33 - 35 for full details).

Overall Projection

140mm

Satin Finish

Satin finish is available, please call to check availability,

modern classic

available from stock

25 year guarantee

100% Stainless steel towel rails

Available in
Central Heating,
Electric & Dual Fuel.

Arun

Polished and satin finishes
available



Model	Height x Width	BTU	Watts	RRP ex VAT
Arun 1460/275	1460 x 275mm	2154	631	£695.95
Arun 1460/360	1460 x 360mm	2839	832	£795.95
Arun 1460/535	1460 x 535mm	3676	1077	£1,049.95
Arun 1960/275	1960 x 275mm	2805	822	£945.95
Arun 1960/360	1960 x 360mm	3715	1088	£1,095.95
Arun 1960/535	1960 x 535mm	4210	1234	£1,195.95

Prices

The above prices are based on Central Heating format.

Formats

Available for central heating, electric & dual fuel formats
(see page 33 - 35 for full details).

Pipe Centres

For pipe centres subtract 60mm from width.

Satin Finish

Satin finish is available, please call to check availability.

For our Arun range we offer optional towel hangers, these can be added to the front of the model making them perfect for kitchens and bathrooms. All elements used in our electric models and dual fuel kits are heat controlled using the latest thermal technology. JIS standard elements and cylindrical adjustable are rated as IP55.



Arun with Profile Valves



Electric Option

The Arun & Hove models are also available as electric only models. Due to the Arun & Hove models being extremely heavy in electric format there is an additional £50.00 transport charge for these models.

Standard Element

Please add the following prices to the Arun/Hove price for the standard element:

Electric Only Format - **£79.95**

Dual Fuel Kit - **£66.95**

Cylindrical Adjustable Element

Please add the following prices to the Arun/Hove price for the cylindrical adjustable element:

Electric Only Format - **£145.00**

Dual Fuel Kit - **£129.95**



Cylindrical
Adjustable
Element

100% Stainless steel towel rails

Available in
Central Heating,
Electric & Dual Fuel.



Electric Option

The Arun & Hove models are also available as electric only models. Due to the Arun & Hove models being extremely heavy in electric format there is an additional £50.00 transport charge for these models.

Standard Element

Please add the following prices to the Arun/Hove price for the standard element:
Electric Only Format - **£79.95**
Dual Fuel Kit - **£66.95**

Cylindrical Adjustable Element


Please add the following prices to the Arun/Hove price for the cylindrical adjustable element:
Electric Only Format - **£145.00**
Dual Fuel Kit - **£129.95**



Cylindrical
Adjustable
Element

Hove

Polished only



Model	Height x Width	BTU	Watts	RRP ex VAT
Hove 1460/360	1460 x 360mm	2406	705	£595.95
Hove 1460/530	1460 x 530mm	2785	816	£895.95
Hove 1460/710	1460 x 710mm	3498	1025	£1,095.00
Hove 1660/360	1660 x 360mm	2944	863	£779.95
Hove 1660/530	1660 x 530mm	3408	999	£995.95

Prices

The above prices are based on Central Heating format.

Formats

Available for central heating, electric & dual fuel formats
(see page 33 - 35 for full details).

Pipe Centres

For pipe centres subtract 60mm from width.

For our Hove range we offer optional towel hangers, these can be added to the front of the model making them perfect for kitchens and bathrooms. All elements used in our electric models and dual fuel kits are heat controlled using the latest thermal technology. JIS standard elements and cylindrical adjustable are rated as IP55.



Horizontal Hove

100% Stainless steel towel rails

Available in
Central Heating,
Electric & Dual Fuel.



Why stainless steel and not chrome?

There are no chemical plating processes in the manufacture of stainless steel. Because of the lack of plating stainless steel rails will not rust, flake or corrode and small marks or scratches can be polished out, making this a durable choice.

It is made from over 90% recycled materials and is 100% recyclable itself. The Sussex Range towel rails are polished to a high finish and will last a lifetime, manufactured from 304 grade stainless steel with 316 grade welds. With no known health risks and totally hygienic you are making the ethical and durable choice.

Hove mounted horizontally



Arun mounted horizontally



Feature Radiators

Both Arun and Hove models can be mounted vertically and horizontally, increasing their functionality as well as versatility. Mount them vertically to make a strong statement or horizontally to create a classic look. However you choose to use your Hove or Arun model it will be a stylish, as well as functional feature within your home. We supply optional towel hangers which when fitted to these models will allow you to air and dry your towels. The Arun towel hangers, like the Arun model, are available in both polished and satin finish.

Optional Towel Hangers



Add one or more of these towel hangers to your model to dry and air towels.

Arun - **£74.95** (available in polished and satin)

Hove **£59.98** (available in polished only)

Available on



Easy Quote and Virtual World

100% Stainless steel towel rails

Available in
Central Heating,
Electric & Dual Fuel.



The Sussex Range

The original 100% stainless steel heated towel rail company. For over 10 years JIS have been manufacturing beautiful polished towel rails to exacting standards. We are so confident in our product that we offer a 25 year guarantee on our towel rails.

Available on



Easy Quote and Virtual World

Rye - Tilting Rail

Prices

The below prices are based on Central Heating format.

Formats

Available for central heating, standard electric & standard dual fuel formats (see page 33 - 35 for full details).

Pipe Centres

This model has side tapings so the pipe centres will be dependent on the type of valves (when using Solar Angled Valves the pipe centres are 335mm).

Projection

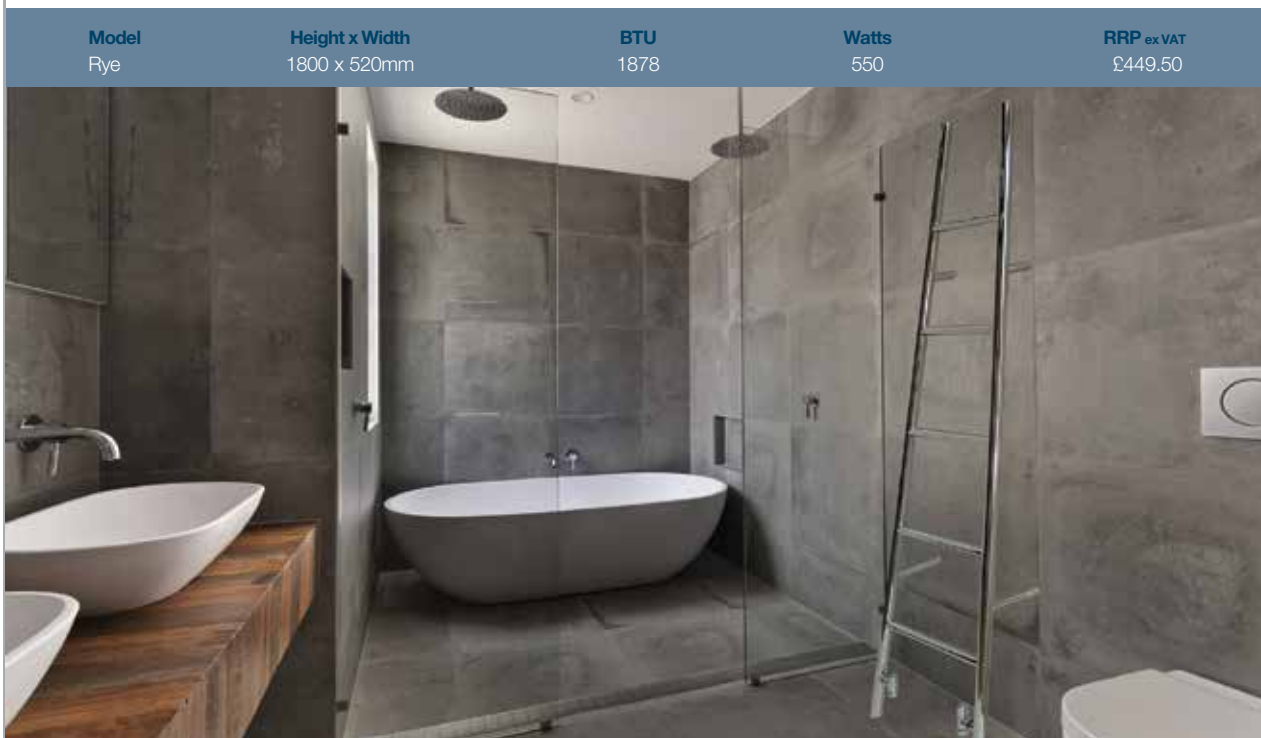
The total projection is 190mm.

Satin Finish

Satin finish is available, please call to check availability, please add 30% to the price shown.

Brackets

The Rye is supplied with it's own brackets. The top brackets are 60mm and the bottom brackets are 120.50mm.





Ouse



Rusper



Arun with Profile Valves

Brackets



- Prices shown are Ex VAT.
- *Satin finish is available to order, please add **S** to the product code when ordering.
- The brackets are positioned on the vertical uprights of the rail and not the horizontal bars thereby making the whole width available to hang towels on.

Standard Brackets



85mm
(creates overall projection of 117mm)

Standard brackets are available for all rails except the Brunswick, Arun, Hove, Fletching, Mayfield, Hickstead and Goodwood & Rye.

Standard brackets are included with towel rail unless otherwise stated.

No extra charge for standard brackets when ordered with rail.

£49.95 when ordered separately.

PRODUCT CODE: B85

Short Brackets



60mm
(creates overall projection of 92mm)

Short brackets are available for all rails except the Brunswick, Arun & Hove, Fletching, Mayfield, Hickstead and Goodwood & Rye.

Please state short brackets required at time of ordering.

No extra charge for short brackets when ordered with rail.

£49.95 when ordered separately.

PRODUCT CODE: B60

Adjustable Brackets



60mm - 85mm
(creates overall projection of 92-117mm)

Available as an optional extra. Adjustable brackets are available for all rails except the Brunswick, Arun, Hove, Fletching, Mayfield, Hickstead, Goodwood & Rye.

This bracket is the perfect solution for applications such as 1/2 tiled walls where you need varying bracket lengths.

Please state adjustable brackets required at time of ordering.

£29.95 extra when purchased with rail.

£79.90 when purchased separately.

PRODUCT CODE: BADJ

Valves (pipes from floor)



Valves - Pipes from Floor*

*All valves come as a pair



Solar Straight Valves - £59.95

Highest quality chrome plated brass valves. Available with a polished or satin finish*.

PRODUCT CODE: **VFS**



Square Straight Valves - £69.95

Highest quality chrome plated brass valves. Available with a polished or satin finish*.

PRODUCT CODE: **VFSQ**



Straight TRVs - £89.95

Chrome plated thermostatic valves. Available with a polished or satin finish*.

PRODUCT CODE: **VFSTRV**



Brunswick Straight Valves - £149.95

Highest quality chrome plated brass valves With square shroud covering connections to rail & pipe to wall. Available with a polished or satin finish*.

PRODUCT CODE: **VFB**

• Prices shown are Ex VAT.

• *Satin finish is available to order, please add 30% to the price shown.

• When ordering satin valves, please add **S** to the product code.

Valves (pipes from wall)



- Prices shown are Ex VAT.
- *Satin finish is available to order, please add 30% to the price shown.
- When ordering satin valves, please add **S** to the product code.
- Mixed valves are available for use with Dual Fuel Kits.
- When ordering valves please state whether straight, angled or mixed.
- Valves are guaranteed for 5 years.

Valves - Pipes from wall*

*All valves come as a pair



Solar Angled Valves - £59.95

Highest quality chrome plated brass valves. Available with a polished or satin finish*.

PRODUCT CODE: **VWS**



Profile Valves - £69.95

Sits neatly within the towel rail dimensions. Available with a polished or satin finish*. Not suitable for dual fuel.

PRODUCT CODE: **VWP**




Streamline TRVs - £119.95

BI-DIRECTIONAL

Sits neatly within the towel rail dimensions. Angled only. Available with a polished or satin finish*. Not suitable for dual fuel.

PRODUCT CODE: **VWSTRTRV**



Square Angled Valves - £69.95

Highest quality chrome plated brass valves. Available with a polished or satin finish*.

PRODUCT CODE: **VWSQ**



Brunswick Angled Valves - £149.95

Highest quality chrome plated brass valves with square shroud covering connections to rail & pipe to wall. Available with a polished or satin finish*.

PRODUCT CODE: **VWB**



NEW! Square Profile Valves - £109.95

Sits neatly within the towel rail dimensions. Angled only. Available with a polished or satin* finish. Not suitable for dual fuel.

PRODUCT CODE: **VWSQP**

Valves (pipes from wall)



Valves - Pipes from Wall continued



**Dual Fuel Valves - £84.95
(excluding element)**

PRODUCT CODE: **VWDF**




**Dual Fuel Valves with TRV - £139.95
(excluding element) BI-DIRECTIONAL**

These new type valves eliminates the need for a T-Piece. Ideal for applications requiring symmetrical pipe centres with dual fuel kits. Available with a polished or satin finish*.

Note: elements not included – requires standard element **£56.95** or adjustable element **£98.00** or cylindrical element **£119.95**

As shown on page 33


PRODUCT CODE: **VWDFTRV**



Angled TRV's - £89.95

Chrome plated thermostatic valves. Available in polished or satin*.

PRODUCT CODE: **VWATRV**



Square Streamline TRV's - £189.95

Sits neatly within the towel rail dimensions. Angled only. Available with a polished or satin* finish. Not suitable for dual fuel.

PRODUCT CODE: **VWSQSLTRV**



Dual Fuel



- Prices shown are Ex VAT
- When ordering elements please specify the dimensions of the rail or the wattage.
- Valves are guaranteed for 5 years, elements are guaranteed for 12 months.
- Satin elements are also available to order.

Dual Fuel Valves*

***All valves come as a pair**

These new type valves eliminate the need for a T-Piece. Ideal for applications requiring symmetrical pipe centres with dual fuel kits. Only for use with pipes from the wall.

Can be used with standard, cylindrical adjustable and basic adjustable elements.

Standard Dual Fuel Valves

As shown on Page 32



Element NOT included - £84.95

PRODUCT CODE: **VWDF**

TRV Dual Fuel Valves

As shown on Page 32



**Element NOT included
Bi-Directional - £139.95**

PRODUCT CODE: **VWDFTRV**

Available with a polished or satin finish (for satin finish, please add 30% to the price shown).

Elements

In addition to the Dual Fuel Valves an element is required. Select either a standard element, a cylindrical adjustable or a basic adjustable element.

See page 34 for full details on elements



ENERGY SAVING



Standard Element - £56.95



ENERGY SAVING



Cylindrical Adjustable Element - £119.95



ENERGY SAVING



Basic Adjustable Element - £98.00

Electric Only Option



Electric Only Towel Rails



All of the Sussex Range is available as electric only models.

As standard all elements are fitted on the right hand side of the towel rail.

(Note: left hand elements are available on request.)

Standard Electric Option £79.95

Cylindrical Adjustable Electric Option £145.00

Basic Adjustable Electric Option £115.00

Electric Options


Standard Electric Option £79.95



ENERGY SAVING

The standard JIS element is constructed from 100% Stainless Steel. It is IP55 rated and is designed to be minimal in appearance. This element also has a built in thermostat which automatically prevents the towel rail from becoming too hot and saves on running costs.

Basic Adjustable Electric Option £115.00



ENERGY SAVING

Our basic adjustable element is IP54 rated and incorporates five different heat settings thus saving on running costs.

Cylindrical Adjustable Electric Option £145.00



ENERGY SAVING

Our new cylindrical adjustable element is IP55 rated and is constructed from 100% stainless steel.

Designed to be minimal in appearance, the cylindrical option has four different heat settings with discreet built in LEDs indicating the current heat setting.

(Note: This element can be switched off by using the dial.)

Element Cover



Stainless Steel Element Cover £39.95

Perfect for use when you do not want a visible element cable.

For use with standard element only. (A cylindrical cable cover can be seen on page 36).

(Note: If using short brackets - pipe will need to be shortened or sunk into the wall.)

PRODUCT CODE: AECC

• Prices shown are Ex VAT.

• Satin finish is available to order.

• Elements are guaranteed for 12 months.

For special requirements, i.e. restricted temperature elements and class 2 elements, please call 01444 831200 for further details.

Note: All of our elements rails come with a minimum of one metre fitted flex.

Dual Fuel Kits




Dual Fuel Kits


Dual Fuel Kits allow you to heat your towel rail/radiator electrically when your central heating is turned off. Dual Fuel Kits are comprised of an electric element and chrome plated t-piece. This allows the element and central heating valve to be connected to one side.

Note: Valves need to be ordered separately.


Standard Dual Fuel Kit - £66.95




Cylindrical Adjustable Dual Fuel Kit - £129.95



Basic Adjustable Dual Fuel Kit - £108.00



NEW! Square Dual Fuel Kit - £76.90



- Prices shown are Ex VAT.
- When ordering D/F kits please specify the dimensions of the rail or wattage.
- Satin finish is available to order.
- Elements are guaranteed for 12 months.
- Left hand dual fuel is available on request.

Accessories



Accessories

NEW! Additional Shelf Hanger Accessory



100% stainless steel, can be retro fitted to the following JIS towel rails:

Ouse 400, 520 & 620, Ashdown 400, 520 & 620, Beacon 400, 520 & 620 Steyning 400, 520 & 620, Buxted and Lewes. (Projection: 200mm)

£79.95 - 400mm (satin finish available - 30% extra)

£84.95 - 520mm (satin finish available - 30% extra)

£89.95 - 620mm (satin finish available - 30% extra)

PRODUCT CODE: **HAN400, HAN520, HAN620**

NEW! Square Chrome Pipe Kit



All metal construction, ideal for applications where you do not want copper pipe work exposed.

£29.95 - Satin finish is also available to order at an additional 30% extra.

PRODUCT CODE: **ASQPK**

Chrome Pipe Kit



All metal construction, ideal for applications where you do not want copper pipe work exposed.

£19.95 - Satin finish is also available to order at an additional 30% extra.

PRODUCT CODE: **ACPK**

Stainless Steel Element Cover



Perfect for use when you do not want a visible element cable. For use with standard element only.

£39.95 - Satin finish is also available at an additional 30% extra.

PRODUCT CODE: **AECCE**

(Note: If using short brackets - pipe will need to be shortened or sunk into the wall.)

Cylindrical Element Cable Cover



Perfect for use when you do not want a visible cable. For use with cylindrical element only.

Depth of element cable cover is 85mm as standard. With other bracket options, pipe will need to be shortened or sunk into the wall.

£29.95 - Satin finish is also available to order at an additional 30% extra.

PRODUCT CODE: **ACYECC**

Stainless Steel Aftercare

JIS Europe's recommended stainless steel polish (ideal for removing minor scratches, imperfections & blemishes from our stainless steel rails). For use with polished rails only.

£8.95



PRODUCT CODE: **ASSA**

Auto Bleed Valves

Expelling air from the system increases the efficiency of the heating system, this can reduce the fuel required.

£9.95



PRODUCT CODE: **AABV**



Steining with Streamline TRVs



Cinder



Camber

Technical information

Why stainless steel and not chrome?

There are no chemical plating processes in the manufacture of stainless steel. Because of the lack of plating, stainless steel rails will not rust, flake or corrode and small marks or scratches can be polished out, making this a durable choice.

It is made from over 90% recycled materials and is 100% recyclable itself. The Sussex range is polished to a high finish and will last a lifetime, manufactured from 304 grade stainless steel with 316 grade welds. With no known health risks and totally hygienic you are making the ethical and durable choice.

The Sussex Range - Technical Information

Model	Height	Width	Pipe Centres	Pipe centre from the wall*	Projection*	Heat Output, Glt		Bracket position			Weight Kg	Elements		
						BTU	Watts	Centres	From top	From bottom		Standard	Adjustable	Cylindrical Adjustable
Dusse 300	700mm	300mm	270mm	102mm	117mm *	1068	313	270mm	120mm	110mm	6.00	100w	200w	200w
Dusse 400	700mm	400mm	370mm	102mm	117mm *	1380	404	370mm	120mm	110mm	6.40	100w	200w	200w
Dusse 520	700mm	520mm	490mm	102mm	117mm *	1500	440	490mm	120mm	110mm	6.80	150w	200w	200w
Dusse 620	700mm	620mm	590mm	102mm	117mm *	1648	483	590mm	120mm	110mm	7.86	150w	200w	200w
Camber 400 Curved Front	700mm	400mm	370mm	102mm	140mm *	1449	425	370mm	120mm	110mm	6.60	150w	200w	200w
Camber 520 Curved Front	700mm	520mm	490mm	102mm	165mm *	1572	460	490mm	120mm	110mm	7.92	150w	200w	200w
Camber 620 Curved Front	700mm	620mm	590mm	102mm	165mm *	1763	517	590mm	120mm	110mm	9.00	150w	200w	200w
Ashdown 300	1250mm	300mm	270mm	102mm	117mm *	2108	617	270mm	120mm	110mm	9.00	200w	300w	200w
Ashdown 400	1250mm	400mm	370mm	102mm	117mm *	2368	694	370mm	120mm	110mm	9.80	200w	300w	400w
Ashdown 520	1250mm	520mm	490mm	102mm	117mm *	2500	733	490mm	120mm	110mm	10.88	200w	300w	400w
Ashdown 620	1250mm	620mm	590mm	102mm	117mm *	2726	799	590mm	120mm	110mm	12.38	250w	300w	400w
Adur 400 Curved Front	1250mm	400mm	370mm	102mm	140mm *	2485	728	370mm	120mm	110mm	10.00	200w	300w	400w
Adur 520 Curved Front	1250mm	520mm	490mm	102mm	165mm *	2597	761	490mm	120mm	110mm	11.26	250w	300w	400w
Adur 620 Curved Front	1250mm	620mm	590mm	102mm	165mm *	2841	832	590mm	120mm	110mm	13.30	250w	300w	400w
Newick 750	600mm	750mm	720mm	102mm	117mm *	1876	491	720mm	120mm	110mm	8.30	150w	200w	200w
Newick 1000	600mm	1000mm	970mm	102mm	117mm *	1885	552	970mm	120mm	110mm	9.75	200w	200w	200w
Newick 1200	600mm	1200mm	1170mm	102mm	117mm *	2079	609	1170mm	120mm	110mm	10.80	250w	300w	400w
Beacon 400	1650mm	400mm	370mm	102mm	117mm *	2709	794	370mm	120mm	110mm	12.90	300w	600w	600w
Beacon 520	1650mm	520mm	490mm	102mm	117mm *	2932	859	490mm	120mm	110mm	13.90	300w	600w	600w
Beacon 620	1650mm	620mm	590mm	102mm	117mm *	3129	917	590mm	120mm	110mm	14.90	300w	600w	600w
Coombe	780mm	500mm	470mm	102mm	117mm *	1998	585	470mm	120mm	110mm	9.90	200w	200w	200w
Ansty	1191mm	600mm	570mm	102mm	117mm *	2859	838	570mm	120mm	110mm	15.00	300w	300w	400w
Cinder	370mm	520mm	490mm	102mm	117mm *	410	120	490mm	120mm	110mm	3.88	70w	200w	200w
Rusper	700mm	520mm	490mm	102mm	117mm *	740	217	490mm	120mm	110mm	5.10	100w	200w	200w
Buxted	370mm	520mm	490mm	102mm	117mm *	840	246	490mm	60mm	60mm	4.78	100w	200w	200w
Pevensey	975mm	520mm	490mm	102mm	117mm *	1381	405	490mm	110mm	100mm	6.9	200w	200w	200w
Newhaven	480mm	520mm	490mm	102mm	300mm *	1498	439	490mm	160mm	70mm	6.80	150w	200w	200w
Afriston 1260/520	1260mm	520mm	490mm	102mm	117mm *	2051	601	490mm	120mm	115mm	8.34	200w	300w	400w
Afriston 650/520	650mm	520mm	490mm	102mm	117mm *	1060	311	490mm	120mm	130mm	5.30	150w	200w	200w
Afriston 650/1000	650mm	1000mm	970mm	102mm	117mm *	1389	407	970mm	120mm	120mm	7.60	150w	200w	200w
Leves 1400	1400mm	520mm	490mm	102mm	117mm *	2109	618	490mm	120mm	110mm	9.06	200w	200w	200w
Leves 980	980mm	520mm	490mm	102mm	117mm *	1533	449	490mm	120mm	110mm	7.44	150w	200w	200w
Leves 560	560mm	520mm	490mm	102mm	117mm *	938	275	490mm	120mm	110mm	5.12	100w	200w	200w
Steyning 300	1000mm	300mm	270mm	102mm	117mm *	1517	445	270mm	120mm	110mm	7.50	200w	200w	200w
Steyning 400	1000mm	400mm	370mm	102mm	117mm *	1806	529	370mm	120mm	110mm	8.60	200w	200w	200w
Steyning 520	1000mm	520mm	490mm	102mm	117mm *	1968	578	490mm	120mm	110mm	9.20	200w	200w	200w
Steyning 620	1000mm	620mm	590mm	102mm	117mm *	2108	618	590mm	120mm	110mm	10.40	200w	200w	200w
Brunswick 1250/350	1250mm	350mm	320mm	50mm-82mm	70mm-95mm	1395	410	320mm	65mm	65mm	6.26	200w	200w	200w
Brunswick 1650/350	1650mm	350mm	320mm	50mm-82mm	70mm-95mm	1638	539	320mm	25mm	25mm	7.86	200w	300w	400w
Brunswick 1250/520	1250mm	520mm	490mm	50mm-82mm	70mm-95mm	1638	480	490mm	64mm	64mm	8.92	200w	200w	200w
Brunswick 1650/520	1650mm	520mm	490mm	50mm-82mm	70mm-95mm	2162	633	490mm	25mm	25mm	10.90	250w	300w	400w
Brunswick 900/520	900mm	520mm	490mm	50mm-82mm	70mm-95mm	1290	378	490mm	50mm	50mm	6.80	150w	200w	200w
Brunswick 900/350	900mm	350mm	320mm	50mm-82mm	70mm-95mm	1111	326	350mm	50mm	50mm	5.70	150w	200w	200w
Fletching 635	635mm	520mm	Side entry	50mm	150mm	1020	299	450mm	40mm	40mm	5.20	100w	200w	200w
Fletching 910	910mm	520mm	Side entry	50mm	150mm	1431	420	450mm	40mm	40mm	6.70	150w	200w	200w
Fletching 1185	1185mm	520mm	Side entry	50mm	150mm	1963	578	450mm	40mm	40mm	8.10	200w	300w	400w
Hickstead	1010mm	500mm	52mm	55mm-82mm	100mm-125mm	1291	378	52mm	120mm	120mm	5.30	200w	200w	200w
Goodwood	1010mm	500mm	52mm	55mm-82mm	95mm - 120mm	1489	436	52mm	120mm	120mm	6.20	200w	200w	200w
Rye	1800mm	520mm	Side entry	165mm	160mm	1878	550	Top: 315mm Bottom: 430mm	450mm	450mm	5.60	200w	N/A	N/A
Hove 1400/360	1400mm	360mm	300mm	55mm	75mm	2405	705	Variable			24.20	300w	N/A	400w
Hove 1400/530	1400mm	530mm	470mm	55mm	75mm	2785	816	Variable			30.00	300w	N/A	600w
Hove 1400/710	1400mm	710mm	650mm	55mm	75mm	3498	1025	Variable			36.00	500w	N/A	600w
Hove 1600/360	1600mm	360mm	300mm	55mm	75mm	2944	863	Variable			25.50	300w	N/A	400w
Hove 1600/530	1600mm	530mm	470mm	55mm	75mm	3408	999	Variable			32.30	500w	N/A	600w
Arun 1400/275	1400mm	275mm	215mm	65mm	80mm	2154	631	175mm	85mm	0mm	25.10	300w	N/A	400w
Arun 1400/360	1400mm	360mm	300mm	65mm	80mm	2839	832	250mm	85mm	0mm	29.60	300w	N/A	400w
Arun 1400/535	1400mm	535mm	475mm	65mm	80mm	3878	1077	435mm	85mm	0mm	37.80	500w	N/A	600w
Arun 1900/275	1900mm	275mm	215mm	65mm	80mm	2805	822	175mm	85mm	0mm	29.50	500w	N/A	600w
Arun 1900/360	1900mm	360mm	300mm	65mm	80mm	3715	1088	250mm	85mm	0mm	33.50	500w	N/A	600w
Arun 1900/535	1900mm	535mm	475mm	65mm	80mm	4210	1234	435mm	85mm	0mm	46.00	500w	N/A	600w
Mayfield 320	1010mm	320mm	950mm (Horizontal)	55mm - 75mm	140mm - 180mm	2089	788	185mm	25mm	25mm	10.70	N/A	300w	N/A
Mayfield 470	1010mm	470mm	950mm	55mm - 75mm	140mm - 180mm	3760	1102	320mm	30mm	25mm	15.40	N/A	600w	N/A

* Standard brackets measurement, shortened brackets available to reduce projection/centres by 25mm.

Not applicable for Arun, Hove, Mayfield, Fletching, Goodwood, Hickstead, Brunswick or Rye.

Heat output figures are for central heating versions. BTU/Watt figures are based on $\Delta T=60K$.


All towel rails are manufactured from 100% Stainless Steel and can be used on all systems including open/pressure water systems.

JIS Europe Ltd, Unit 2, Nash Lane, Scaynes Hill, Haywards Heath, West Sussex, RH17 7NJ, U.K.

Tel No: +44 (0)1444 831200 Fax No: +44 (0)1444 831900 email: info@jiseurope.co.uk

Scan me to go
to our website...





Arun 1960/360

The Sussex Range by
JIS Europe Ltd,
Unit 2, Nash Lane,
Scaynes Hill, West Sussex,
RH17 7NJ
United Kingdom.

T. +44 (0)1444 831200
F. +44 (0)1444 831900
E. info@jis europe.co.uk
www.sussexrange.co.uk